




# Etude No. 10

Op. 60

Fernando Sor  
(1778-1839)



# Etude No. 10

Op. 60

Fernando Sor  
(1778-1839)

Measures 1-4 of the etude. The top staff is in treble clef with a common time signature. The bottom staff is a guitar tablature with six lines. The music consists of eighth and sixteenth notes with various fingerings and triplets.

Measures 5-8 of the etude. The top staff continues the melodic line. The bottom staff shows the corresponding guitar fingering, including a triplet in measure 7.

Measures 9-12 of the etude. The top staff features a key signature change to one sharp (F#) and includes a trill in measure 12. The bottom staff shows the complex fingering for these measures.

Measures 13-16 of the etude. The top staff continues with eighth and sixteenth notes. The bottom staff shows the guitar fingering, including a triplet in measure 14.

# Musical Tip Sheet

## The Big 5:

1. Reduce work with posture and a positive attitude
2. Troubleshoot - Everything should be easy
3. Breathe
4. Trust yourself to play accurately and musically inspired (instead of judging)
5. Always play as a gift to yourself and others

## The 7 Steps to Learn Any Piece:

1. Make small sections
2. Know all the notes and musical markings
3. Clap and count the rhythm aloud
4. Play the right hand alone, counting aloud
5. Play the left hand alone, counting aloud
6. Play hands together, pausing when needed (no mistakes!)
7. Play hands together slowly in rhythm, counting aloud

## Musical Starting Points:

1. Decide which notes are melody (probably stems up), and play the others quieter
2. Connect all melody notes smoothly (no gaps)
3. When a musical line or melody goes up in pitch, get quieter
4. When a musical line or melody goes down in pitch, get louder
5. Don't let the high notes stand out (any note higher than the ones before and after)

## Practice Tips:

1. Before slowing down or speeding up (rubato) master it at a steady pace.
2. For tricky spots, state out loud exactly what the problem is, in every detail.
3. Memorize every piece (even if you don't, you'll learn it faster if you try)
4. Have a purpose behind each repetition (so you don't ingrain bad habits).
5. Video yourself for performance practice, and to hear what is working.

Get **15%** off your Next Course!

Use this coupon code at checkout for 15% off!

**Coupon Code: BX63CM**

Good for all skills and repertoire courses, or first month's membership in The Woodshed Program.

<https://www.classicalguitarshed.com/classical-guitar-courses/>